


CITI Program for Chiang Mai University

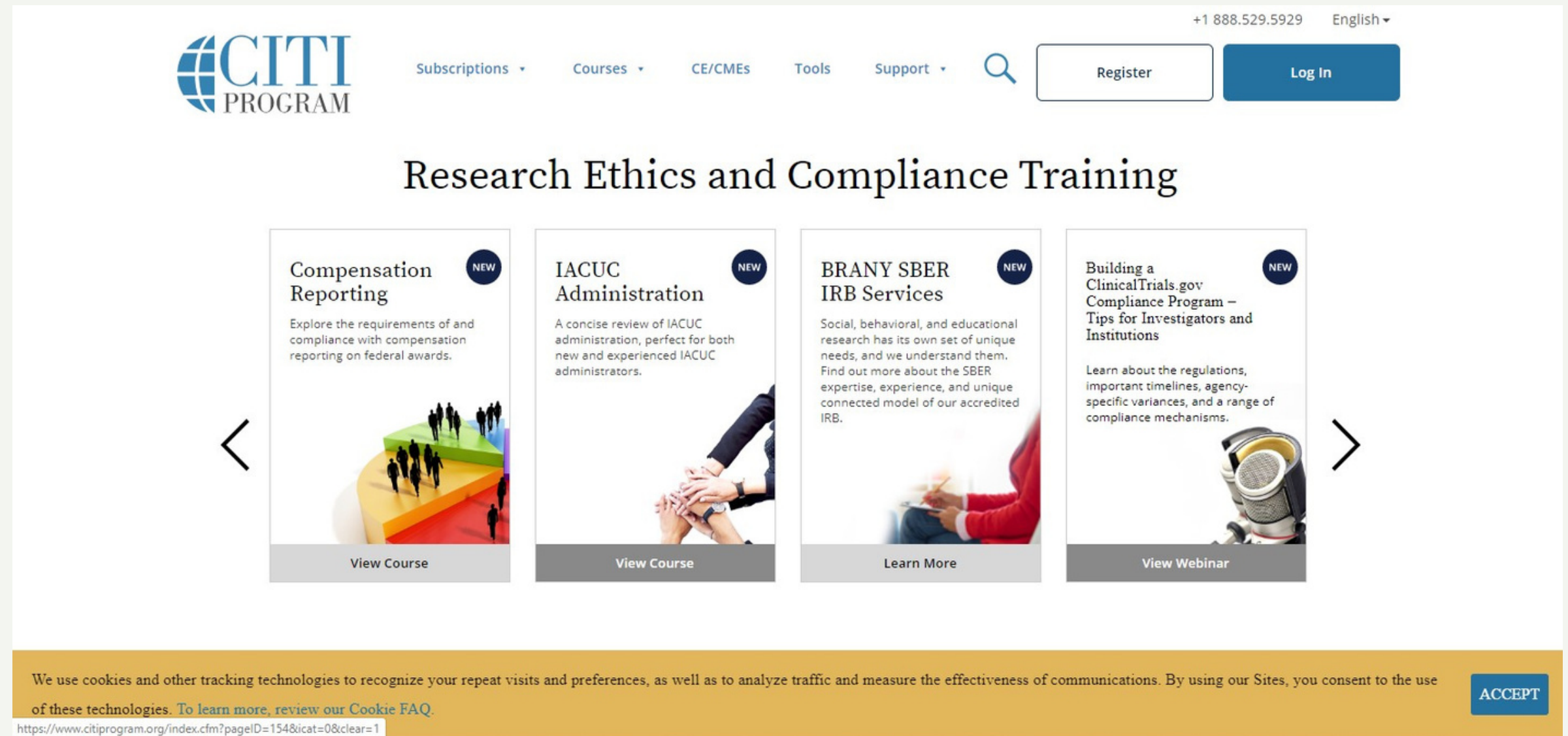
A guide for registration and course selection



Who can register to CITI Program course ?

1. Staff

2. Student



The screenshot displays the CITI Program website's main navigation and a featured section for research ethics and compliance training. The header includes the CITI PROGRAM logo, a navigation menu with links for Subscriptions, Courses, CE/CMEs, Tools, and Support, a search icon, a phone number (+1 888.529.5929), and a language selector (English). A 'Register' button and a 'Log In' button are prominently displayed. The main content area is titled 'Research Ethics and Compliance Training' and features four course cards, each marked as 'NEW'. The first card is 'Compensation Reporting', which explores requirements for federal awards. The second is 'IACUC Administration', a review for both new and experienced administrators. The third is 'BRANY SBER IRB Services', detailing social, behavioral, and educational needs. The fourth is 'Building a ClinicalTrials.gov Compliance Program – Tips for Investigators and Institutions', covering regulations, timelines, and variances. Each card includes a 'View Course' or 'Learn More' button. A cookie consent banner is visible at the bottom, and a URL is provided at the very bottom of the page.

CITI PROGRAM Subscriptions Courses CE/CMEs Tools Support Register Log In +1 888.529.5929 English

Research Ethics and Compliance Training

- Compensation Reporting** (NEW)
Explore the requirements of and compliance with compensation reporting on federal awards.
View Course
- IACUC Administration** (NEW)
A concise review of IACUC administration, perfect for both new and experienced IACUC administrators.
View Course
- BRANY SBER IRB Services** (NEW)
Social, behavioral, and educational research has its own set of unique needs, and we understand them. Find out more about the SBER expertise, experience, and unique connected model of our accredited IRB.
Learn More
- Building a ClinicalTrials.gov Compliance Program – Tips for Investigators and Institutions** (NEW)
Learn about the regulations, important timelines, agency-specific variances, and a range of compliance mechanisms.
View Webinar

We use cookies and other tracking technologies to recognize your repeat visits and preferences, as well as to analyze traffic and measure the effectiveness of communications. By using our Sites, you consent to the use of these technologies. To learn more, review our Cookie FAQ. ACCEPT

<https://www.citiprogram.org/index.cfm?pageID=154&icat=0&clear=1>

Registration

1. <https://about.citiprogram.org/en/homepage>

-Click Register

The screenshot shows the CITI PROGRAM website homepage. At the top left is the CITI PROGRAM logo. To the right of the logo is a navigation menu with links for Subscriptions, Courses, CE/CMEs, Tools, and Support. Further right is a phone number (+1 888.529.5929) and a language selector (English). A red arrow points to a 'Register' button, which is highlighted with a red rounded rectangle. To the right of the 'Register' button is a 'Log In' button. Below the navigation is a main heading: 'Research Ethics and Compliance Training'. Underneath this heading are four featured content cards, each with a 'NEW' badge in the top right corner. The first card is 'Compensation Reporting' with a 'View Course' button. The second is 'IACUC Administration' with a 'View Course' button. The third is 'BRANY SBER IRB Services' with a 'Learn More' button. The fourth is 'Building a ClinicalTrials.gov Compliance Program – Tips for Investigators and Institutions' with a 'View Webinar' button. At the bottom of the page is a dark orange banner with a cookie consent message and an 'ACCEPT' button.

CITI PROGRAM

Subscriptions ▾ Courses ▾ CE/CMEs Tools Support ▾ **Register** Log In

+1 888.529.5929 English ▾

Research Ethics and Compliance Training

Compensation Reporting

NEW

Explore the requirements of and compliance with compensation reporting on federal awards.

[View Course](#)

IACUC Administration

NEW

A concise review of IACUC administration, perfect for both new and experienced IACUC administrators.

[View Course](#)

BRANY SBER IRB Services

NEW

Social, behavioral, and educational research has its own set of unique needs, and we understand them. Find out more about the SBER expertise, experience, and unique connected model of our accredited IRB.

[Learn More](#)


Building a ClinicalTrials.gov Compliance Program – Tips for Investigators and Institutions

NEW

Learn about the regulations, important timelines, agency-specific variances, and a range of compliance mechanisms.

[View Webinar](#)

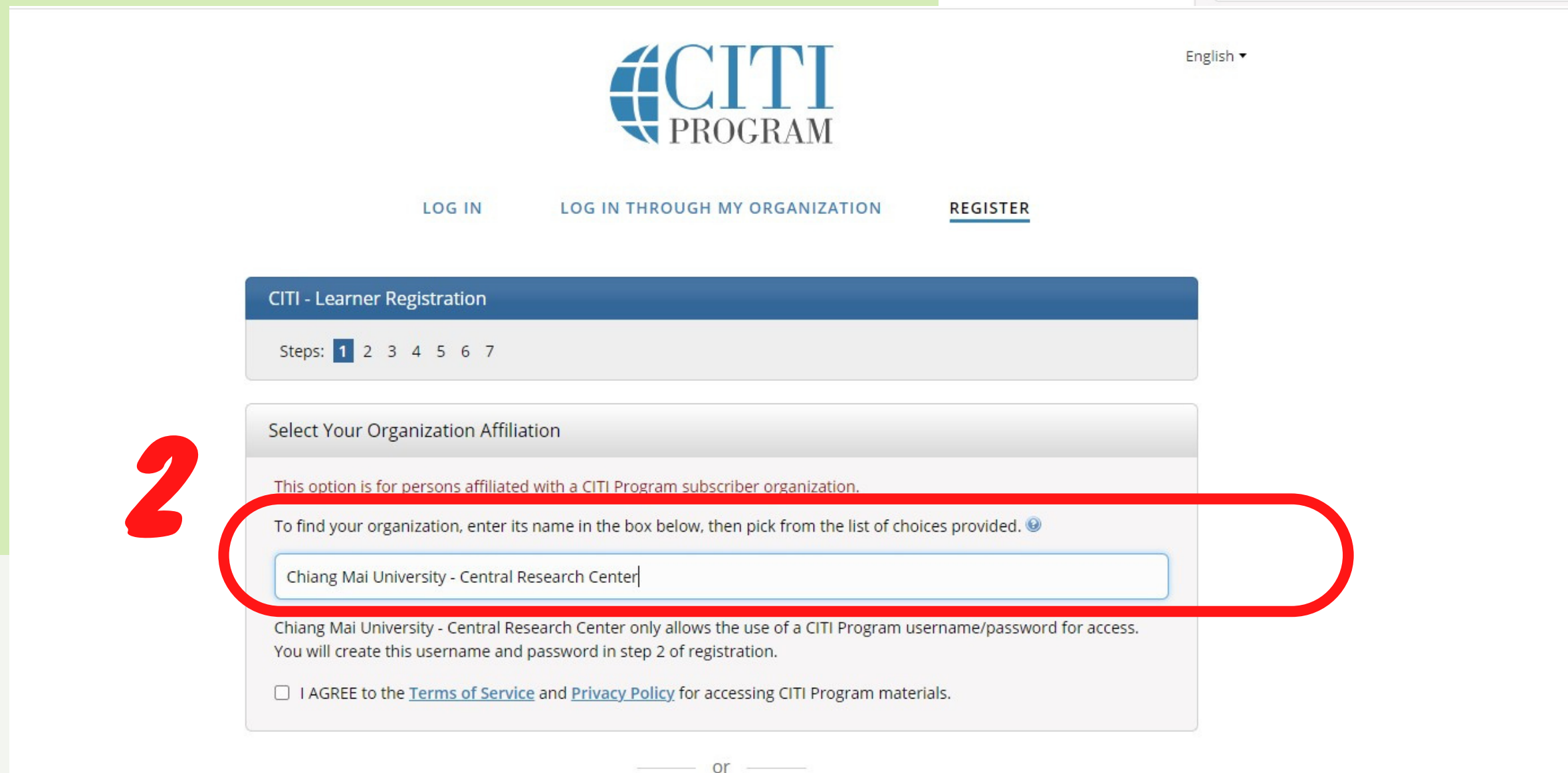
We use cookies and other tracking technologies to recognize your repeat visits and preferences, as well as to analyze traffic and measure the effectiveness of communications. By using our Sites, you consent to the use of these technologies. [To learn more, review our Cookie FAQ.](#) **ACCEPT**



Registration

2. Select your Organization Affiliation

-Type "Chiang Mai University, Center Research Center "



Registration

3. Check Agreement and affirm affiliation

- Click continue to create your CITI Program Username/Password

The screenshot shows the CITI Program registration interface. At the top, the CITI PROGRAM logo is on the left, and 'English' with a dropdown arrow is on the right. Below the logo are three navigation links: 'LOG IN', 'LOG IN THROUGH MY ORGANIZATION', and 'REGISTER' (which is underlined). A blue header bar contains the text 'CITI - Learner Registration'. Below this, a progress indicator shows 'Steps: 1 2 3 4 5 6 7', with '1' highlighted in a blue box. The main content area is titled 'Select Your Organization Affiliation'. It contains the following text: 'This option is for persons affiliated with a CITI Program subscriber organization. To find your organization, enter its name in the box below, then pick from the list of choices provided.' Below this is a search box containing the text 'Chiang Mai University - Central Research Center'. A red circle highlights the text: 'Chiang Mai University - Central Research Center only allows the use of a CITI Program username/password for access. You will create this username and password in step 2 of registration.' Below this highlighted text are two checked checkboxes: 'I AGREE to the Terms of Service and Privacy Policy for accessing CITI Program materials.' and 'I affirm that I am an affiliate of Chiang Mai University - Central Research Center.' At the bottom of the form is a blue button labeled 'Continue To Create Your CITI Program Username/Password'. A large red number '3' is positioned to the left of the red circle.

Registration

4. Fill you personal information

- Click "Continue to Step 3"

CITI - Learner Registration - Faculty of Medicine, Chiang Mai University

Steps: [1](#) **2** [3](#) [4](#) [5](#) [6](#) [7](#)

Personal Information

* indicates a required field.

* First Name

* Last Name

* Email Address


* Verify email address

We urge you to provide a second email address, if you have one, in case messages are blocked or you lose the ability to access the first one. If you forget your username or password, you can recover that information using either email address.

Secondary email address

Verify secondary email address

[Continue To Step 3](#)



Registration

5. Create your username and password

- Click "Continue to Step 4"

5

Your username should consist of 4 to 50 characters. Your username is not case sensitive; "A12B34CD" is the same as "a12b34cd". Once created, your username will be part of the completion report.

* User Name

Your password should consist of 8 to 50 characters. Your password IS case sensitive; "A12B34CD" is not the same as "a12b34cd".

* Password

* Verify Password

Please choose a security question and provide an answer that you will remember. **NOTE: If you forget your login information, you will have to provide this answer to the security question in order to access your account.**

* Security Question

* Security Answer

Continue To Step 4

Registration

- 6. Filling more information
 - Click "Continue to Step 5"

CITI - Learner Registration - Faculty of Medicine, Chiang Mai University

Steps: 1 2 3 4 5 6 7

* indicates a required field.

6 * Country of Residence

Search for country: Enter full or partial name (e.g., "United States") OR your country's two or three character abbreviation (e.g., "US", "USA"), then pick from the list of choices provided.

* May we contact you to provide information about other courses and services after you complete your CITI Program coursework?

Yes
 No

* May we contact you about participation in voluntary research surveys after you complete your CITI Program coursework?

Yes
 No

* Country of Residence

Search for country: Enter full or partial name (e.g., "United States") OR your country's two or three character abbreviation (e.g., "US", "USA"), then pick from the list of choices provided.

Thailand

* May we contact you to provide information about other courses and services after you complete your CITI Program coursework?


Yes
 No

* May we contact you about participation in voluntary research surveys after you complete your CITI Program coursework?

Yes
 No
 Not sure. Ask me later.

Continue To Step 5

New to the CITI Program? Read the [getting started guide](#) or watch the [getting started video](#).



Registration

7. Filling more information

- Click "Continue to Step 6"

CITI - Learner Registration - Faculty of Medicine, Chiang Mai University

Steps: 1 2 3 4 5 6 7

* Indicates a required field.

* Are you interested in the option of receiving Continuing Education Unit (CEU) credit for completed CITI Program courses?

CITI is pleased to offer CE credits and units for purchase to learners qualifying for CE eligibility while concurrently meeting their institutions training requirements.

CE credits/units for physicians, psychologists, nurses, social workers and other professions allowed to use AMA PRA Category 1 credits for re-certification are available for many CITI courses – with that availability indicated on course and module listings. **Please register your interest for CE credits below** by checking the "YES" or "NO" dots, and, when applicable, types of credits you wish to earn at bottom of page. Please read texts entered for each option carefully.

Yes

At the start of your course, you will be prompted to click on a "CE Information" page link located at the top of your grade book and to VIEW and ACKNOWLEDGE accreditation and credit designation statements, learning objectives, faculty disclosures, types, number and costs of credits available for your course.

Yes

No

The CE functionality will not be activated for your course. Credits and units will therefore not be available to you for purchase after you start your course. You can change your preference to "YES" before such time however by clicking on the "CE Credit Status" tab located at the top of your grade book page.

No

Yes

At the start of your course, you will be prompted to click on a "CE Information" page link located at the top of your grade book and to VIEW and ACKNOWLEDGE accreditation and credit designation statements, learning objectives, faculty disclosures, types, number and costs of credits available for your course.

Yes

No

The CE functionality will not be activated for your course. Credits and units will therefore not be available to you for purchase after you start your course. You can change your preference to "YES" before such time however by clicking on the "CE Credit Status" tab located at the top of your grade book page.

No

If you picked "YES", please check below the one type of credit you would like to earn

- MDs, DOs, PAs - AMA PRA Category 1 Credits TM
- Psychologists – APA Credits
- Nurses – ANCC CNE
- Other Participants – Certificates of Participation
- Social Workers – Florida Board of Clinical Social Work, Marriage & Family Therapy and Mental Health Counseling

New to the CITI Program? Read the [getting started guide](#) or watch the [getting started video](#).



Registration

- 8. Choose your language preference and fill more personal information
 - Click "Continue to Step 7"

CITI - Learner Registration - Faculty of Medicine, Chiang Mai University

Steps: 1 2 3 4 5 6 7

Please provide the following information requested by Faculty of Medicine, Chiang Mai University

* Indicates a required field.

Language Preference
English

Gender

Highest Degree

Employee Number

* Department

* Role In Research

Address Field 3

City

State

Zip/Postal Code

Country

Phone

Continue To Step 7

New to the CITI Program? Read the [getting started guide](#) or watch the [getting started video](#).



Registration

9. Select Curriculum by answer the Questions.

English ▾

LOG IN LOG IN THROUGH MY INSTITUTION REGISTER

i CITI Program's Customer Support agents are available Monday through Friday at [+1-888-529-5929](tel:+18885295929) between 8:30 a.m. - 7:30 p.m. U.S. Eastern time. In the event you have difficulties contacting us by phone, please send an email to support@citiprogram.org.

CITI - Learner Registration - Faculty of Medicine, Chiang Mai University

Steps : 1 2 3 4 5 6 **7**

9 Select Curriculum

* indicates a required field.

You will be provided a series of enrollment questions. Your responses will determine the curriculum for the courses you are going to take. Please read the questions carefully. Please read the responses carefully to make the best choice.

Question 1

Human Subjects Research (HSR)
Please choose one learner group below based on your role and the type of human subjects activities you will conduct.

Add Affiliation-If you already have Membership ID

1. Login by your username and password

Click login



ssantidh [Forgot?](#)

..... [Forgot?](#)







Log In

New to the CITI Program? Read the [getting started guide](#) or watch the [getting started video](#).

Need Help? [Support Center](#)

We use cookies and other tracking technologies to recognize your repeat visits and preferences, as well as to analyze traffic and measure the effectiveness of communications. To learn more, review our [Cookie FAQ](#). By using our Sites, you consent to the use of these technologies.

Our Featured Courses

<p>CME/CEU Featured</p> <h3>Health Privacy (HIPAA)</h3> <p>This course is intended to cover the core elements...</p>  <p>view course →</p>	<p>Featured</p> <h3>Technology Transfer</h3> <p>An introduction for researchers on university tech...</p>  <p>view course →</p>	<p>CME/CEU Featured</p> <h3>Bioethics</h3> <p>This course provides learners with a review of con...</p>  <p>view course →</p>
<p>CME/CEU Featured</p> <h3>Essentials of Grant Proposal Development</h3> <p>This course provides a step-by-step guide to help ...</p>  <p>view course →</p>	<p>Featured New</p> <h3>Understanding Decentralized Clinical Trials (DCTs) and Vi...</h3> <p>Introduces DCT models and components, and provides...</p>  <p>view webinar →</p>	<p>Featured</p> <h3>GDPR for Research and Higher Ed</h3> <p>Overview of the European Union's (EU) General Da...</p>  <p>view course →</p>

Add Affiliation-If you already have Membership ID

2.Click Add an affiliation

Institutional Courses are available to learners who have an affiliation with one or more subscribing institutions. If an institution with which you are affiliated is not listed, you may want to [add an affiliation](#). If you are no longer associated with a listed institution, you may want to [remove an affiliation](#).

Faculty of Medicine, Chiang Mai University

2

View Courses

Would you like to affiliate with another Institution?

Add Affiliation


Would you like to remove an existing affiliation?

Remove Affiliation

Independent Learner

Register as an independent learner to purchase course content. Before you purchase a course, please make sure you do not already have access to that course through an Institutional affiliation. Please note that refunds are not available for courses purchased as an Independent Learner.

Register as an Independent Learner



Add Affiliation-If you already have Membership ID

3.Select your Organization Affiliation

-Type "Chiang Mai University, Center Research Center "

The screenshot shows the Citi Program website interface. At the top left is the Citi Program logo. To its right are navigation links: My Courses, My Records, My CE/CMEs, Support, and Admin. A search icon and a 'NAME' input field are also visible. Below the navigation is a blue banner with the text 'Affiliate with an Institution'. Underneath the banner is a breadcrumb trail: Home > Profiles > Affiliate with an Institution. The main content area features a large red number '3' and a red rounded rectangle highlighting a search instruction: 'To find your organization, enter its name in the box below, then pick from the list of choices provided.' Below this instruction is a search input field containing the text 'Chiang' and a dropdown menu with the selected option 'Chiang Mai University - Central Research Center'. At the bottom of the page, there are sections for 'SUPPORT' (888.529.5929, 8:30 a.m. - 7:30 p.m. ET, Monday - Friday, Contact Us) and 'LEGAL' (Accessibility, Copyright, Privacy and Cookie Policy, Statement of Security Practices, Terms of Service). The Citi Program logo is repeated in the bottom right corner.

3

Home > Profiles > Affiliate with an Institution

To find your organization, enter its name in the box below, then pick from the list of choices provided. [i](#)

Chiang
Chiang Mai University - Central Research Center

SUPPORT
888.529.5929
8:30 a.m. - 7:30 p.m. ET
Monday - Friday
[Contact Us](#)

LEGAL
[Accessibility](#)
[Copyright](#)
[Privacy and Cookie Policy](#)
[Statement of Security Practices](#)
[Terms of Service](#)



Add Affiliation-If you already have Membership ID

4. Check Agreement and affirm affiliation

-Click "Continue" and fill out the form

CITI PROGRAM My Courses My Records My CE/CMEs Support Admin **NAME**

Affiliate with an Institution

Home > Profiles > Affiliate with an Institution

To find your organization, enter its name in the box below, then pick from the list of choices provided. **i**

Chiang Mai University - Central Research Center

4 I AGREE to the [Terms of Service](#) for accessing CITI Program materials.

I affirm that I am an affiliate of Chiang Mai University - Central Research Center. **i**

Continue

Add Affiliation-If you already have Membership ID

5. Click "View Courses" for Chiang Mai University -Central Research Center

The screenshot shows a user dashboard with a blue header. On the left, it says "Welcome, NAME" with links for "Add Institutional Affiliation" and "Register as Independent Learner". On the right, there are two circular statistics: "1 Course Completed" and "1 Year of Membership". The main content area is titled "Institutional Courses" and contains a paragraph explaining that courses are available to learners with affiliations. Below this, there is a list of affiliations. The first entry is "Chiang Mai University - Central Research Center" with a red "5" next to it. To its right is a blue "View Courses" button, which is circled in red. Below this entry are two more "View Courses" buttons, an "Add Affiliation" button, and a "Remove Affiliation" button. At the bottom of the page, there are two rows of five black dots each, serving as a progress indicator.

Welcome, **NAME**
[Add Institutional Affiliation](#)
[Register as Independent Learner](#)

1
Course Completed

1
Year of Membership

Institutional Courses

Institutional Courses are available to learners who have an affiliation with one or more subscribing institutions. If an institution with which you are affiliated is not listed, you may want to [add an affiliation](#). If you are no longer associated with a listed institution, you may want to [remove an affiliation](#).

5

Chiang Mai University - Central Research Center

View Courses

Faculty of Medicine, Chiang Mai University

View Courses

Would you like to affiliate with another Institution?

Add Affiliation

Would you like to remove an existing affiliation?


Remove Affiliation

Add Affiliation-If you already have Membership ID

6. Click "Add courses" for Chiang Mai University -Central Research Center and select Curriculum by answer the Questions.

Show Courses for: Chiang Mai University - Central Research Center ▼ [Institution List](#)

Chiang Mai University - Central Research Center

6  You are not enrolled in any courses for this institution.

[Add a Course](#)

Learner Tools for Chiang Mai University - Central Research Center

- [Add a Course](#)
- [View Previously Completed Coursework](#)
- [Update Institution Profile](#)
- [Remove Affiliation](#)



HOW TO SELECT YOUR COURSE

Question 1

Human Subjects Research (HSR)

Please choose one learner group below based on your role and the type of human subjects activities you will conduct. You will be enrolled in the Basic Course for that group.

Choose one answer

- Biomedical Research Investigators:** Choose this group to satisfy CITI training requirements for Investigators and staff involved primarily in Biomedical research with human subjects.
- Social & Behavioral Research Investigators:** Choose this group to satisfy CITI training requirements for Investigators and staff involved primarily in Social and Behavioral research with human subjects.
- Research with data or laboratory specimens- ONLY:** No direct contact with human subjects.
- IRB Members:** This Basic Course is appropriate for IRB or Ethics Committee members.
- Not at this time.**

Course selection

1. Click answer the question 1-11 to select courses.
2. Subjects matching learner groups are shown in Appendix 1
3. Question 1 for Human Subjects Research (HSR)



Question 2

Institutional/Signatory Officials & IRB Chair

Please make your selection below if you wish to be enrolled in the Institutional/Signatory Officials or IRB Chair courses.

Choose all that apply

- Institutional/Signatory Officials
- IRB Chair

Question 3

Public Health Research

Please make your selection below if you wish to be enrolled in the Public Health Research course.

Choose one answer

- Public Health Research
- Not at this time.

Course selection

4.Question 2 for Institutional/Signatory Officials & IRB Chair.

5.Question 3 for Public Health Research



Question 4

Revised Common Rule

Please make your selection below if you wish to be enrolled in the Revised Common Rule course.

Choose one answer

- Revised Common Rule
- Not at this time.

Question 5

Information Privacy Security (IPS)

Please make your selection below if you wish to complete the Information Privacy Security (IPS) course.

Choose one answer

- IPS for Clinicians
- IPS for Researchers
- IPS for Students and Instructors
- IPS for Fundraisers
- IPS for Marketers
- Family Educational Rights and Privacy Act (FERPA)
- Not at this time.

Course selection

6. Question 4 for Revised Common Rules
7. Question 5 for Information Privacy Security (IPS)



Question 6

Responsible Conduct of Research (RCR)

Please make your selection below to receive the courses in the Responsible Conduct of Research.

Choose one answer

- Biomedical Responsible Conduct of Research
- Responsible Conduct of Research for Engineers
- Social and Behavioral Responsible Conduct of Research
- Responsible Conduct of Research for Administrators
- Not at this time.

Question 7

Conflicts of Interest (COI)

Would you like to take the Conflicts of Interest course?

Choose one answer

- Yes
- No

Course selection

8. Question 6 for Responsible Conduct of Research (RCR)
9. Question 7 for Conflict of Interest (COI)



Question 8

Good Clinical Practice (GCP)

Please make the appropriate selection if you are required to complete the Good Clinical Practice (GCP) course.

Choose one answer

- GCP for Clinical Trials with Investigational Drugs and Medical Devices (U.S. FDA Focus)
- GCP for Clinical Investigations of Devices
- GCP for Clinical Trials with Investigational Drugs and Biologics (ICH Focus)
- GCP – Social and Behavioral Research Best Practices for Clinical Research
- Not at this time.

Question 9

Good Laboratory Practice (GLP)

If you want to take Good Laboratory Practice (GLP), please make your selection below.

Choose one answer

- Good Laboratory Practice (GLP)
- Not at this time.

Course selection

10. Question 8 for Good Clinical Practice (GCP)

- Choose GCP for Clinical Trials with Investigational Drugs and Biologics (ICH Focus)

11. Question 9 for Good Laboratory Practice (GLP)



Question 10

Animal Care and Use (ACU)

Do you conduct studies that use Lab animals?

1. If YES, then you must complete the Basic course and the appropriate species specific modules.
2. If you are an IACUC Member you should complete the "Essentials for IACUC Members".
3. Choose the appropriate species specific electives according to your research interests.

Choose all that apply

- "Working with the IACUC Course" is required if you plan to use lab animals in your work.
- If you are an IACUC Member you are required to complete the "Essentials for IACUC Members" course now.
- IACUC Community Member
- Institutional Officials
- IACUC Chair
- Post-Approval Monitoring (PAM)
- Wildlife Research
- If you plan to conduct studies that have the potential to cause "more than momentary pain and distress" in Mice or Rats you should complete the module on "Minimizing Pain and Distress".

Choose the appropriate species specific electives depending on your work or interests.

- I work with Frogs, Toads or other Amphibians
- I work with Cats
- I work with Cattle

Course selection

12. Question 10 for Animal Care and Use (ACU)

- Choose "Working with the IACUC Course" is required if you plan to use lab animals in your work and Choose the appropriate species specific electives according to your research interests.



Question 11

Biosafety/Biosecurity

Choose all that apply

- Basic Introduction to Biosafety
- Biosafety Officer Training
- Initial Biosafety Training
- Biosafety Retraining
- Animal Biosafety
- Shipping and Transport of Regulated Biological Materials
- OSHA Bloodborne Pathogens
- Select Agents, Biosecurity and Bioterrorism
- Emergency and Incident Response to Biohazard Spills and Releases
- NIH Recombinant DNA (rDNA) Guidelines
- OSHA Personal Protective Equipment Training
- Human Gene Transfer
- Nanotechnology
- Institutional Biosafety Committee Member
- Dual Use Research of Concern (DURC)
- USDA Permits
- Hazard Communication

[Complete Registration](#)

Course selection

13. Question 11 for Biosafety/Biosecurity

- Choose Basic Introduction to Biosafety and Animal Biosafety for basic requirements of the course.

14. Click "Complete Registration".



Welcome, **NAME**

[Add Institutional Affiliation](#)
[Register as Independent Learner](#)

1

Course Completed

1

Month of Membership

Show Courses for: Faculty of Medicine, Chiang Mai University

Institution List

Faculty of Medicine, Chiang Mai University

Active Courses

[Learner Tools](#)

Faculty of Medicine, Chiang Mai University
Biosafety Officer Training - Basic/Initial
Stage 1 - Basic Course

3 / 40 modules completed

Continue Course

Courses Ready to Begin

[Learner Tools](#)

Faculty of Medicine, Chiang Mai University
Biomedical Research
Stage 1 - Basic Course

0 / 14 modules completed

Start Now

Faculty of Medicine, Chiang Mai University
Conflicts of Interest
Stage 1 - Basic Course

0 / 2 modules completed

Start Now

Faculty of Medicine, Chiang Mai University
GCP for Clinical Trials with Investigational Drugs and Biologics (ICH Focus)
Stage 1 - Basic Course

0 / 13 modules completed

Start Now

Course completion

1. Your selected courses are shown in your logged in page
 - Click "Start Now" for Courses Ready to Begin.
 - Click "Continue Course" for Active Course.

Show Courses for:

Faculty of Medicine, Chiang Mai University



Institution List

Faculty of Medicine, Chiang Mai University

Active Courses

[Learner Tools](#)

Faculty of Medicine, Chiang Mai University
Basic Introduction to Biosafety
Stage 1 - Biosafety/Biosecurity


2 / 3 modules completed



Continue Course

Faculty of Medicine, Chiang Mai University
Biosafety Officer Training - Basic/Initial
Stage 1 - Basic Course

2 / 40 modules completed



Continue Course

ติดต่อเรา

Monday - Friday

[Contact Us](#)

นโยบายความเป็นส่วนตัว

[Privacy and Cookie Policy](#)

[Terms of Service](#)

Course completion

2. Your Active Courses divided into modules depend upon its contents.
 - Click "Continue Course" in each module.



Post-Course Completion Options

Faculty of Medicine, Chiang Mai University - Basic Introduction to Biosafety - Biosafety/Biosecurity

✔ Congratulations! You have completed the "Basic Introduction to Biosafety - Biosafety/Biosecurity" course.

➔ [Access your Completion Records](#)

View, Print, or Share via link your Completion Certificate or Completion Report for this course.

➔ [Independent Learner Courses](#)

Purchase additional training. New offerings include Clinical Research Coordinator (CRC), Disaster Planning for the Research Enterprise (DPRE), Good Laboratory Practice (GLP), and more.

➔ [Post-Course Evaluation](#)

Fill out a voluntary post-course evaluation.

➔ [Return to Courses](#)

Review your completed modules and continuing education (CE/CEU) credit eligibility (if applicable).

Post-Course completion

1. Post-Course Completion Options

- Click "Access your Completion Records" to view, print or share via link your Completion Certificate or Completion Report of the course.



Faculty of Medicine, Chiang Mai University

ID 4251

Basic Introduction to Biosafety

Name	Stage	Completion Date	Expiration Date	Record ID
Sineenart Santidherakul	1 - Biosafety/Biosecurity	19-Mar-2020	19-Mar-2021	35632552

Completion Report

Completion Reports are transcripts of your course work, and include all quiz scores. Part 1 shows scores "frozen" at the time you completed and passed the course. Part 2 reflects scores for any subsequent quiz attempts.

[View / Print](#)

[Copy Link](#)

Completion Certificate

Completion Certificates are "diplomas" that reflect course completion, but do not include quiz scores. Certificates are suitable for sharing with persons who do not need to see your quiz results, or posting online.

[View / Print](#)

[Copy Link](#)



Completion Date 19-Mar-2020
Expiration Date 19-Mar-2021
Record ID 35632552

This is to certify that:

NAME

Has completed the following CITI Program course:

Basic Introduction to Biosafety (Curriculum Group)
Basic Introduction to Biosafety (Course Learner Group)
1 - Biosafety/Biosecurity (Stage)

Under requirements set by:

Faculty of Medicine, Chiang Mai University



Verify at www.citiprogram.org/verify/?w5579531e-4ac6-4055-bad6-dc059e40f074-35632552

Post-Course completion

2. View, Print or Share your course certificate or report.
 - Click "View/Print" or "Copy link" to view/print or share via link your Completion Certificate or Completion Report of the course.





Completion Date 19-Mar-2020
Expiration Date 19-Mar-2021
Record ID 35632552

This is to certify that:

NAME

Has completed the following CITI Program course:

Basic Introduction to Biosafety (Curriculum Group)
Basic Introduction to Biosafety (Course Learner Group)
1 - Biosafety/Biosecurity (Stage)

Under requirements set by:

Faculty of Medicine, Chiang Mai University



Verify at www.citiprogram.org/verify/?w5579531e-4ac6-4055-bad6-dc059e40f074-35632552

Post-Course completion

3. Your Course certificate important informations :

- Course' Topic
- Completion Date
- Expiration Date
- Record ID



Completed Courses

[Learner Tools](#)

You have not recently completed any courses for this Institution. Full records of past completions are available in [Records](#).

Learner Tools for Faculty of Medicine, Chiang Mai University

- [Add a Course](#)
- [Remove a Course](#)
- [View Previously Completed Coursework](#)
- [Update Institution Profile](#)
- [Remove Affiliation](#)

SUPPORT

888.529.5929

8:30 a.m. – 7:30 p.m. ET

Monday – Friday

[Contact Us](#)

LEGAL

[Accessibility](#)

[Copyright](#)

[Privacy and Cookie Policy](#)

[Terms of Service](#)



Course management

1. You can manage your courses anytime by
 - Choose "Learner Tools" to Add, Remove, View previously completed course.



APPENDIX I

Guide Related to the Training Modules of Research Ethics Applied for Researchers of Chiang Mai University Faculty of Medicine (CMUFM)

- **CMUFM Researchers*** must complete these modules 1. Biomedical Responsible Conduct of Research Modul and 2. Conflict of Interest Module
- In addition, CMUFM Researchers must complete the following modules that are relevant to their research types

Type	Subtypes	Module in CITI Program	Remarks
1. Research Involving Human Subjects	1.1 General Medical Research in Human Subjects	1.1A HSR- Biomedical Research (14 modules)	This training module can be waived for those who have completed the training of GCP for Clinical Trials with Investigational Drugs and Biologics (ICH Focus)
	1.2 Not 1.1 but related to interview and questionnaires only	1.2A HSR-Social & behavior	This training module can be waived for those who have completed the training of GCP – Social and Behavioral Research Best Practices for Clinical Research
	1.3 Not 1.1 and 1.2 but related to data or laboratory procedure only	1.3 HSR-Data & laboratory,	
2. Research Involving Scientific Animals		2.1 "Working with the IACUC Course" and 2.2 Animal Biosafety	- If you plan to conduct studies that have the potential to cause "more than momentary pain and distress" in Mice or Rats you should also complete the module on "Minimizing Pain and Distress". - Additional training as appropriate for animal research not involving rat/mice
3. Laboratory Research		3. Good Laboratory Practice (GLP), Basic Introduction to Biosafety	
4. Community Research		4. Public health	

*Researchers are those conducting research and/or those with an intention to publish their works in academic journals.